



GRAYMONT

WELCOME TO GRAYMONT

Improving Our World

Faulkner Visitor Orientation

Welcome to Faulkner



HSE Policy

At Graymont we work together to fulfill our world-class vision by operating safe, clean, orderly facilities, where everyone shares a strong commitment to an injury-free workplace and a dedication to improving our environmental performance. Our goal is to promote the health and safety of all employees, protect and preserve the environment, and contribute to the well-being of the communities where we operate.

We require our business partners and contractors to adopt our HSE practices.

Site Arrival

1. Review and understand this Safety orientation, please ask questions if anything is unclear.
2. Sign in and Sign out on each visit at the main entrance or in the Lunch Room after hours



Visitor Touring Protocol

Visitors must be accompanied by a Graymont employee familiar with the site when they visit any production or plant areas.



A visitor who is working or performing any work in a production or plant area is considered a contractor and must complete the Contractors Orientation.

Site Map



Smoking Policy

In compliance with the Manitoba Regulations. Graymont does not permit smoking inside of enclosed workplaces or Graymont vehicles or within 5 meters from any air intake or entrance



Drug and Alcohol Policy

There is a Zero Tolerance policy in regards to drugs and alcohol consumption or intoxication at this site.



Site Conduct

Graymont is committed to providing an environment that promotes equal opportunities and prohibits discrimination.

All forms of harassment are prohibited.

All persons rights are to be respected.

All interactions are to be respectful, courteous and responsible.



Graymont Products

Quicklime


Crushed
Pulverized
Pebbled

PLS

Grit
Super Cal
Zero Grind
325 Mesh

Dolomitic

Zero Grind



GRAYMONT

Hazardous Materials

SDS sheets for our products are on line.

<https://www.graymont.com/en/products/safety-data-sheets>

Please take the time to review these.

Lime - MSDS Key Information

Common Names: High Calcium Quicklime, Lime, Quicklime, Calcium Oxide, CaO

Physical State: Solid (pebble to powdered)

Odor and Appearance: White Crystalline Substance or Chunks

Fire & Explosion Data: Not flammable.

Avoid using water to fight fires unless required for other substances.

In which case flood as lime contact with water could cause ignition of paper, cardboard.

Reactivity: Reacts violently with water and acids.

Can generate heat sufficient to causes burns or ignite materials.

Toxicological Information:

Routes of Entry include Skin Contact, Eye Contact, Acute Inhalation, Ingestion.

Not a recognized carcinogen may however contain trace amounts of Crystalline Silica.



Lime Product Handling Precautions

Lime products can be reactive in the presence of moisture, water and acids.
(Skin is slightly acidic with a pH of 5.5, Sweat is more acidic with a pH of 4-5)

This reaction can lead to exothermic and or chemical burn or irritation.

Wear protective equipment that:

- ✓ Reduces or eliminates skin exposure
- ✓ Covers hands
- ✓ Protects eyes *No contact lenses!*
- ✓ Reduces inhalation potential when conditions warrant
- ✓ Accounts for individual skin sensitivity



GRAYMONT

Site PPE

- ✓ **Mandatory** CSA Safety Glasses/ Eye Protection with side shields.
- ✓ **Mandatory** CSA Hard Hat
- ✓ **Mandatory** High Vis Clothing (on outside layer)
- ✓ **Mandatory** CSA Steel Toed boots



Site PPE

✓ Dust Mask in visibly dusty conditions



✓ Hearing Protection required in production area & posted areas



✓ Gloves as warranted /desired



NO CONTACT LENSES ON SITE



Devices and Cell Phone Use



NO iPods, Music players, Radios, phone headsets etc in production or plant site.

Cell phone use is prohibited while:

- performing labour tasks,
- driving or operating equipment,
- walking or moving around the plant site or production areas



GRAYMONT

Site Traffic Hazards

There may be high volumes of traffic on this site.

- Designated Parking Areas:
 - Office
 - Shop Entrance
- Speed Limit
 - 30 km/hr coming into the plant
 - 15 km/hr on the plant site
- Make certain that the operator of moving equipment can see you:
 - Pedestrians give the right of way to vehicles and equipment
 - **Make eye contact and exchange a wave**
- Traffic Hazards Located onsite:
 - Heavy equipment
 - Large trucks
 - Mobile equipment
 - Cars
 - Pedestrians

All Emergency Traffic has right of way!

Rings / Jewelry

All visitors shall follow the Graymont Faulkner rings / jewelry policy:

- No jewelry is allowed to be worn when working within the manufacturing of the plant or maintenance shop.
- Jewelry is allowed in the administrative building.
- Jewelry is defined as:
 - Any and all rings
 - Necklaces that may pose a hazard (Medical necklaces tucked into a shirt are allowed)
 - Wrist bracelets
 - Wallet chains
 - Piercings: flat studs are allowed if they are the type with no sharp points, hoops, chains or anything else attached to the stud
 - Medical Alert ankle bracelets are allowed

Neighbors



We have agriculture and residential neighbors.

Consider the impact your activity may have on them.

Take steps to reduce impact at every opportunity.

Emergency Protocol

The Firing Floor is notified and **calls 911**

Onsite First Aider attends.

A person may be delegated to get AED (from the firing floor or safety room)

A person may be delegated to meet the EMR (at the plant entrance)

A person may be delegated to take photos

A person may be delegated to document the scene and who is on scene

A supervisor is notified ASAP when appropriate.



Evacuation

The Emergency Coordinator (reception or firing floor attendant) will obtain the sign in book, located, to account for all personnel onsite.

All personnel will be notified by radio as well as a site search.

The Muster Point is located at the Muster Sign by the office

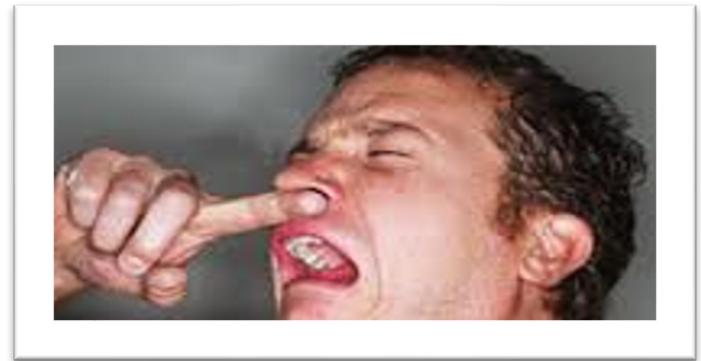
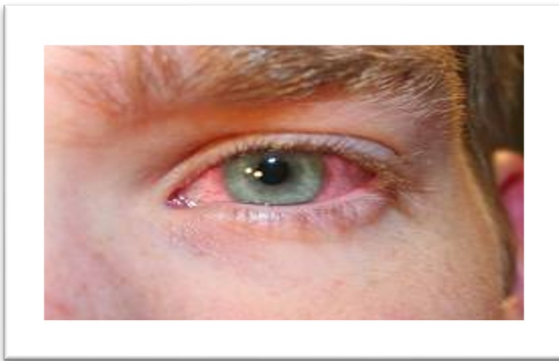


Lime Health Risks

Acute Exposure Risks

- Skin irritation or chemical burn
- Eye irritation or chemical burn
- Irritation of breathing passages, coughing, sneezing
- Ingestion can cause mouth burns, stomach pain

Irritancy/Burn risk is most severe to moist tissue



First Aid



Do not rub the eye or skin
Gently brush off dry product from skin.

Rinse off wet product from skin.

Rinse eyes or skin gently for 15 min.

Mild inhalation – seek fresh air.

Ingestion – drink fruit juice or water/vinegar 2:1

Seek Medical Attention if warranted.



Emergency Response Equipment

Item	Location
First Aid Kits	First Aid Room, Shop, Kiln, PLS plant and Crusher
Eye Wash Bottles	PLS plant, Kiln, Shop
Emergency Showers	Lab and First Aid Room
Automatic External Defibrillators	Firing Floor, First Aid Room, Crusher MCC
Spill kits (pillows, snakes, absorbent pads)	Fuel Tanks, Lab, Oil Sheds

Barricade Tape

Used to warn individuals when a hazardous condition may exist.

- ▶ When Yellow Caution Tape is in place, individuals shall only cross the barrier after they are aware of the hazards and after they have taken the necessary safeguards to reduce risk of experiencing injury or illness.
- ▶ When Red Danger Tape is in place, only individuals who may be working to mitigate risks and hazards and who are appropriately protected are permitted to cross the barrier and enter the work zone. All other individuals shall not enter the work zone without permission from person(s) who has control of the taped area.



GRAYMONT

HSE Reporting

Help us to continue on our journey to World Class.

Report:

- Near Miss
- Good Catch
- Property Damage
- Environmental Incident (spills, dust etc...)
- First Aid, Medical or Lost Time Incidents

We accept reports via email, phone and in person.

Visitor Orientation Confirmation

Visitor Orientation Confirmation

Click on the link above